

Nature Scavenger Hunt



Name: _____

Directions: Go outside, make sure to work with an adult, and remember to have fun!


Suggested Materials:

Colored pencils, magnifying glass

Initial Observations:

What is the season? _____

Is today.....




Hot or cold?

Sunny or rainy?

Windy?

Observation Sheet

Let's play nature detective! Draw or write what you observe.



What do you see?



What do you smell?



What do you hear?



What do you feel?

Scavenger Hunt



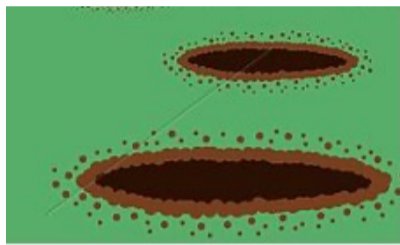
Worm



Butterfly/Moth



Spider web



Hole in ground



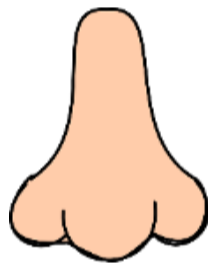
Flower



Squirrel



Tree bark



Something that smells




Chewed leaf



Something soft



Fruit or seed



Snail



Bird









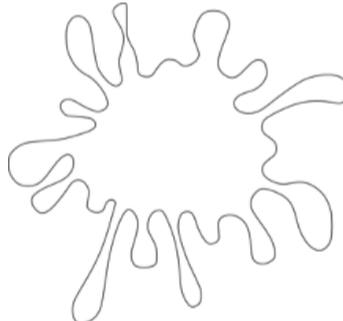


Bee



Ant

Colors of Nature

What colors can you find?





 <p>Grey</p>	 <p>Yellow</p>	 <p>Blue</p>
 <p>Brown</p>	 <p>Red</p>	 <p>Orange</p>
 <p>White</p>	 <p>Purple</p>	 <p>Pink</p>



How many different shades of green can you find?

Drawing Flowers

Find four different kinds of flowers and draw them in the spaces provided.



Leaf Rubbing

1. **Find at least four leaves of various shapes and sizes.**
2. **Place the leaves, bottom side up, on a flat surface.**
3. **Put this page on top of the leaves.**
4. **Rub a pencil or side of a crayon gently on the leaf.**
5. **See the different parts of the leaves start to appear!**



For questions or comments please contact
Melanie Trecek-King
Melanie@ThinkingIsPower.com